fischer

PowerFull II.
For economical connections of load-bearing wood constructions.

Premium full thread screw PowerFull II.
Ideal for wood-wood connections as well as pressed steel-wood connections.



Your advantages at a glance

- The unique core milling geometry makes low axial and edge distances as well as high loads possible.
- The innovative tip geometry ensures that screws are driven fast and reduces splintering of the substrate. The needle point makes the screw easy to place e.g. for angled screw connections even in extreme situations.
- The new screw geometry significantly improves the pull-out load capacity and optimises the screw-in torque.

Assessment / approval

ETA-21/0751

Full thread screw PowerFull II Ø 10 and applications.

PowerFull II in diameter 10:

The PowerFull II with a diameter of 10 mm has a distinctly different geometry to the diameters 6 and 8 mm. The 10 mm screw has a drill point which creates a pre-drilling effect and stops the long screws running off centre. There is less risk of splintering in wood and the screw-in torque is reduced.

Applications:


Lateral pressure reinforcement for footing


Main/supporting beam joint


Beam doubling (flexibly connected girders subject to bending)


Notch (reinforcement at the notched footing)

Assortment

Technical data

FPF II CTF BC

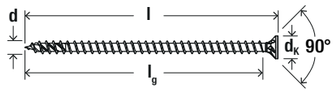



Material: Steel
Coating: Blue zinc plated
Drive: TX-Star recess
Threat: Full thread
Screw head: Countersunk head
Approval: ETA-21/0751 - Screw for the use in timber constructions

Diameter d [mm]	Length l [mm]	Thread length l_g [mm]	Head-Ø d_k [mm]	Drive	Item	Art.-No.	Sales unit [pcs]	EAN Code
8,0	100	81	14,4	TX40	**FPF II CTF 8,0x100 BC 50**	**562930**	50	4048962445329
	120	101	14,4	TX40	**FPF II CTF 8,0x120 BC 50**	**562931**	50	4048962445336
	140	121	14,4	TX40	**FPF II CTF 8,0x140 BC 50**	**562932**	50	4048962445343
	160	141	14,4	TX40	**FPF II CTF 8,0x160 BC 50**	**562933**	50	4048962445350
	180	161	14,4	TX40	**FPF II CTF 8,0x180 BC 50**	**562934**	50	4048962445367
	200	181	14,4	TX40	**FPF II CTF 8,0x200 BC 50**	**562935**	50	4048962445374
	220	201	14,4	TX40	**FPF II CTF 8,0x220 BC 50**	**562936**	50	4048962445381
	240	221	14,4	TX40	**FPF II CTF 8,0x240 BC 50**	**562937**	50	4048962445398
	260	241	14,4	TX40	**FPF II CTF 8,0x260 BC 50**	**562938**	50	4048962445404
	280	261	14,4	TX40	**FPF II CTF 8,0x280 BC 50**	**562939**	50	4048962445411
	300	281	14,4	TX40	**FPF II CTF 8,0x300 BC 50**	**562940**	50	4048962445428
	350	331	14,4	TX40	**FPF II CTF 8,0x350 BC 50**	**562941**	50	4048962445435
	400	381	14,4	TX40	**FPF II CTF 8,0x400 BC 50**	**562942**	50	4048962445442
10,0	100	80	18,0	TX50	**FPF II CTF 10,0x100 BC 50**	**562943**	50	4048962445459
	120	100	18,0	TX50	**FPF II CTF 10,0x120 BC 50**	**562944**	50	4048962445466
	140	120	18,0	TX50	**FPF II CTF 10,0x140 BC 50**	**562945**	50	4048962445473
	160	140	18,0	TX50	**FPF II CTF 10,0x160 BC 50**	**562946**	50	4048962445480
	180	160	18,0	TX50	**FPF II CTF 10,0x180 BC 50**	**562947**	50	4048962445497
	200	180	18,0	TX50	**FPF II CTF 10,0x200 BC 50**	**562948**	50	4048962445503
	220	200	18,0	TX50	**FPF II CTF 10,0x220 BC 50**	**562949**	50	4048962445510
	240	220	18,0	TX50	**FPF II CTF 10,0x240 BC 50**	**562950**	50	4048962445527
	260	240	18,0	TX50	**FPF II CTF 10,0x260 BC 50**	**562951**	50	4048962445534
	280	260	18,0	TX50	**FPF II CTF 10,0x280 BC 50**	**562952**	50	4048962445541
	300	280	18,0	TX50	**FPF II CTF 10,0x300 BC 50**	**562953**	50	4048962445558

Assortment

Technical data

FPF II CHTF BC

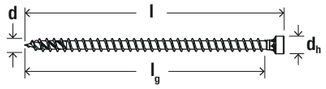



Material: Steel
Coating: Blue zinc plated
Drive: TX-Star recess
Threat: Full thread
Screw head: Cylinder head
Approval: ETA-21/0751 - Screw for the use in timber constructions

Diameter d [mm]	Length l [mm]	Thread length l_g [mm]	Head-Ø d_k [mm]	Drive	Item	Art.-No.	Sales unit [pcs]	EAN Code
6,0	100	88	8,6	TX30	**FPF II CHTF 6,0x100 BC 100**	**562954**	100	4048962445565
	120	108	8,6	TX30	**FPF II CHTF 6,0x120 BC 100**	**562955**	100	4048962445572
	140	128	8,6	TX30	**FPF II CHTF 6,0x140 BC 100**	**562956**	100	4048962445589
	160	148	8,6	TX30	**FPF II CHTF 6,0x160 BC 100**	**562957**	100	4048962445596
	180	168	8,6	TX30	**FPF II CHTF 6,0x180 BC 100**	**562958**	100	4048962445602
	200	188	8,6	TX30	**FPF II CHTF 6,0x200 BC 100**	**562959**	100	4048962445619
8,0	160	141	10,7	TX40	**FPF II CHTF 8,0x160 BC 50**	**562960**	50	4048962445626
	180	161	10,7	TX40	**FPF II CHTF 8,0x180 BC 50**	**562961**	50	4048962445633
	200	181	10,7	TX40	**FPF II CHTF 8,0x200 BC 50**	**562962**	50	4048962445640
	220	201	10,7	TX40	**FPF II CHTF 8,0x220 BC 50**	**562963**	50	4048962445657
	240	221	10,7	TX40	**FPF II CHTF 8,0x240 BC 50**	**562964**	50	4048962445664
	260	241	10,7	TX40	**FPF II CHTF 8,0x260 BC 50**	**562965**	50	4048962445671
	280	261	10,7	TX40	**FPF II CHTF 8,0x280 BC 50**	**562966**	50	4048962445688
	300	281	10,7	TX40	**FPF II CHTF 8,0x300 BC 50**	**562967**	50	4048962445695
	350	331	10,7	TX40	**FPF II CHTF 8,0x350 BC 50**	**562968**	50	4048962445701
	400	381	10,7	TX40	**FPF II CHTF 8,0x400 BC 50**	**562969**	50	4048962445718
10,0	300	280	12,5	TX50	**FPF II CHTF 10,0x300 BC 25**	**562970**	25	4048962445725
	320	300	12,5	TX50	**FPF II CHTF 10,0x320 BC 25**	**562971**	25	4048962445732
	340	320	12,5	TX50	**FPF II CHTF 10,0x340 BC 25**	**562972**	25	4048962445749
	360	340	12,5	TX50	**FPF II CHTF 10,0x360 BC 25**	**562973**	25	4048962445756
	380	360	12,5	TX50	**FPF II CHTF 10,0x380 BC 25**	**562974**	25	4048962445763
	400	380	12,5	TX50	**FPF II CHTF 10,0x400 BC 25**	**562975**	25	4048962445770
	450	430	12,5	TX50	**FPF II CHTF 10,0x450 BC 25**	**562976**	25	4048962445787
	500	480	12,5	TX50	**FPF II CHTF 10,0x500 BC 25**	**562977**	25	4048962445794
	550	530	12,5	TX50	**FPF II CHTF 10,0x550 BC 25**	**562978**	25	4048962445800
	600	580	12,5	TX50	**FPF II CHTF 10,0x600 BC 25**	**562979**	25	4048962445817

fischer design software WOOD-Fix.

Safe and convenient design

- The design principles follow European Technical Assessment (ETA) and DIN EN 1995-1-1 (Eurocode EC5), including a free choice of national application document (NAD).
- Simple and quick operation by entering the values in the Toolbox.
- Safe and reliable: The program recognises incorrect entries regarding geometrical conditions.
- Clear and flexible: Choice of representation in 2D or 3D. The graphics can be panned, tilted and zoomed.
- Always up-to-date thanks to automatic or manual “Live Update” function.

The application-based software

- The software contains numerous different and newly added application cases from day-to-day work. This allows you as a user or planner to work efficiently and design projects for realisation with fischer screws. Calculation of applications with fischer PowerFast screws (Ø 3,0 x 20 – 10,0 x 400 mm) and fischer PowerFull II screws (Ø 6,0 x 100 – 10,0 x 600 mm).

Up to now, the following modules are available.

Rooftop insulation – for various roof shapes:
- Gable roof, monopitch roof and hipped roof
- Façade insulation general connection

General connection:
- Connection of main / secondary girders
- Lateral pressure reinforcement for footing
- Notch (reinforcement at the notched footing)
- Beam doubling (flexibly connected girders subject to bending)
- Abutment restoration
- Breakthrough (reinforcement at girder breakthroughs)
- Transverse connection
- Transverse pressure reinforcement
- Tensile shear connection

Dealer:

www.fischer-international.com

fischer stands for

Fixing Systems
fischertechnik
Consulting
Electronic Solutions

fischerwerke GmbH & Co. KG
Klaus-Fischer-Straße 1 · 72178 Waldachtal
Germany
T +49 7443 12 - 0
www.fischer-international.com · info@fischer.de

XXXXXX · 03/2026 · V-MKS · Printed in Germany · Subject to technical modifications.