EÉNPOLIG VERDEELBLOK, 400 A IEC, INPUT 1, OUTPUT 12 KABELS, KOPER

CATALOG NUMBER

UD-400112CU



CERTIFICATIONS

FEATURES

- Tinned copper or aluminum block allows for copper or aluminum conductor direct connections, or using ferrule
- Screw retaining cover is hinged and removable
- Design allows for visual inspection of conductor and confirmation of connection
- Modulaire blokken met klikbevestiging voor het bouwen van meerpolige voedingsblokken
- Easily clips onto DIN rail or mounts to panel with screws
- 95% fill ratio
- RoHS compliant
- Conforms to EN 45545 obtaining an HL3 classification for chapter R23 and HL2 classification for chapter R22
- Halogeenvrij

PRODUCTKENMERKEN

- Article Number: 569052
- Finish: Vertind
- Max Current Rating, IEC: 400 A
- Max Current Rating, UL/CSA: 335 A
- Line Side Connection: Kabel
- Load Side Connection: 12 Cables
- Material: Copper;Thermoplastic

- Line Side Max Conductor Size, IEC: 185 mm²
- Load Side Max Conductor Size, IEC: 10 mm²
- Max Working Voltage, IEC (Ui): 1000;1500
- Max Working Voltage, UL (Vin): 1000
- Short Term Withstand Current (Icw) 1s: 24,5 kA
- Peak Short Circuit Current (Ipk): 51 kA
- Rated Conditional Short-Circuit Current (Icc): 24,3 kA
- Short Circuit Current Rating (SCCR): 10 kA
- Line Side Number of Connections: 1
- Line Side Compact Stranded Wire Size: 95 - 185 mm²
- Line Side Wire Size: 3 – 400
- Load Side Number of Connections: 12
- Load Side Compact Stranded Wire Size: (12) 2,5 - 10 mm²
- Load Side Stranded Wire Size - Ferrule: (12) 2,5 - 10 mm²
- Load Side Wire Size: (12) #14 - #6
- Enclosure Rating: IP 20
- Depth (D): 50 mm
- Height (H): 96 mm
- Width (W): 55,73 mm
- Unit Weight: 0,4 kg
- Certification Details: UL® 1059
- Flammability Rating: UL® 94V-0
- Complies With: IEC® 60947-7-1

ADDITIONAL PRODUCT DETAILS

Increase the number of outputs with one input using a jumper on blocks with a Max Current Rating, IEC up to 160 A.

Blocks with 1,000 VAC/DC Max Working Voltage, UL are ideal for solar applications.

Design Guideline for Distribution Blocks, Power Blocks and Power Terminals										
Derating according to Ambient* Temperature (°C) to maintain working temperature of 85°C										
Ambient Temperature (°C)	30°	35°	40°	45°	50°	55°	60°	65°	70°	75°
Derating Coefficient (d)	1	1	1	0.94	0.88	0.82	0.75	0.67	0.58	0.47
*environment around the terminal blocks inside the enclosure										

DIAGRAMS

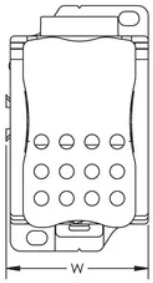

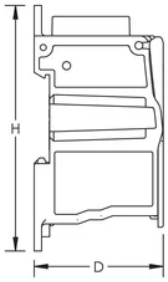

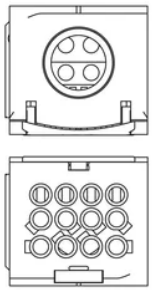

WAARSCHUWING

Producten van nVent moeten worden geïnstalleerd en gebruikt op de manier zoals is aangegeven in de nVent productinformatiebladen en trainingsmaterialen. U kunt de poductinformatiebladen downloaden van www.nvent.com of opvragen bij uw nVent-klantenservice. Door onjuist installeren, verkeerd gebruik, verkeerde toepassing of enige andere handeling in strijd met de instructies en waarschuwingen van nVent kan het product mogelijk niet correct werken, ernstig of fataal letsel en materiële schade veroorzaken en/of uw garantie ongeldig maken.

Noord-Amerika
+1.800.753.9221
Option 1 – Customer Care
Option 2 – Technical Support

Europa
Netherlands:
+31 800-0200135
France:
+33 800 901 793

Europa
Germany:
800 1890272
Other Countries:
+31 13 5835404

APAC
Shanghai:
+ 86 21 2412 1618/19
Sydney:
+61 2 9751 8500

Our powerful portfolio of brands:
nVent.com CADDY ERICO HOFFMAN RAYCHEM SCHROFF TRACER

© 2024 nVent. All nVent marks and logos are owned or licensed by nVent Services GmbH or its affiliates. All other trademarks are the property of their respective owners.
nVent reserves the right to change specifications without notice.