SIEMENS

## Data sheet 3KD3632-0NE10-0

Switch disconnector 200 A, Size 2, 3-pole Front operating mechanism left Complete unit with direct operating mechanism gray flat terminal incl. phase barriers

| | |
|---|---|
| **Model** | |
| product brand name | SENTRON |
| product designation | 3KD switch disconnector |
| design of the product | Switch |
| display version for switch position indicator manual operation | ON-OFF-TEST |
| design of the actuating element | Long rotary knob |
| type of the driving mechanism | Front operating mechanism |
| type of the driving mechanism motor drive | No |
| **General technical data** | |
| number of poles | 3 |
| type of device | fixed mounting |
| size of switch disconnector | 2 |
| mechanical service life (operating cycles) typical | 15 000 |
| electrical endurance (operating cycles) | |
| ● at AC-23 A at 690 V | 1 500 |
| ● at DC-23 A at 440 V | 1 000 |
| I2t value | |
| ● with closed switch at 1000 V for combination switch +gG/aM SITOR fuse maximum | 19 815 $A^2 \cdot s$ |
| ● of the fuse at 500 V maximum permissible | 780 005 $A^2 \cdot s$ |
| ● of the gG fuse at 690 V maximum permissible | 525 005 $A^2 \cdot s$ |
| ● of the gG/aM SITOR fuse at 1000 V maximum permissible | 48 000 $A^2 \cdot s$ |
| ● of the molded case circuit breaker at 415 V maximum permissible | 1 750 000 $A^2 \cdot s$ |
| position of the switch operating mechanism | at the left end |
| overvoltage in percent relative to the operating voltage at AC at 400, 500, 690 V at 50/60 Hz | 10 % |
| overvoltage category | III |
| degree of pollution | 3 |
| **Voltage** | |
| operating voltage with current paths in series | |
| ● with degree of pollution 2 at DC rated value | 440 V / 3 |
| ● with degree of pollution 3 at DC rated value | 440 V / 3 |
| insulation voltage | |
| ● rated value | 1 000 V |
| surge voltage resistance rated value | 8 kV |
| operational current at AC-22 A at 1000 V maximum | 200 A |
| **Protection class** | |
| protection class IP | IP00 |
| protection class IP | |


Subject to change without notice
© Copyright Siemens

| | |
|---|---|
| ● with closed switch with cover or cable lug cover | IP20 |
| ● on the front | IP00 |
| **Dissipation** | |
| power loss [W] | |
| ● with conventional rated thermal current per pole | 6.4 W |
| ● with conventional rated thermal current per device | 19.2 W |
| ● for rated value of the current at AC in hot operating state per pole | 6.4 W |
| **Main circuit** | |
| operating power | |
| ● at AC-23 A at 500 V rated value | 110 kW |
| operational current rated value | 200 A |
| **Auxiliary circuit** | |
| number of connected NC contacts for auxiliary contacts | 0 |
| number of connected NO contacts for auxiliary contacts | 0 |
| number of connected CO contacts for auxiliary contacts | 0 |
| number of CO contacts for auxiliary contacts | 4 |
| number of NC contacts for auxiliary contacts | 0 |
| number of NO contacts for auxiliary contacts | 0 |
| **Suitability** | |
| suitability for use | |
| ● main switch | Yes |
| ● switch disconnector | Yes |
| ● EMERGENCY OFF switch | No |
| ● safety switch | Yes |
| ● maintenance/repair switch | Yes |
| **Product details** | |
| product component | |
| ● trip indicator | No |
| ● voltage trigger | No |
| ● undervoltage release | No |
| ● undervoltage release with leading contact | No |
| product extension auxiliary switch | Yes |
| product extension optional | |
| ● motor drive | No |
| ● voltage trigger | No |
| **Short circuit** | |
| short-time withstand current (Icw) at 1000 V AC/440 V DC limited to 1 s rated value | 4 kA |
| short-circuit current making capacity (Icm) for switch disconnector | |
| ● at 400 V AC without fuse link rated value minimum | 30 kA |
| ● at 1000 V AC without fuse link rated value minimum | 12 kA |
| ● at DC 440 V without fuse link rated value minimum | 12 kA |
| ● without fuse link rated value minimum | 12 kA |
| conditional short-circuit current with line-side fuse protection | |
| ● at 415 V by molded case circuit breaker rated value | 65 kA |
| ● at 500 V by gG fuse rated value | 100 kA |
| ● at 690 V by gG fuse rated value | 100 kA |
| **Connections** | |
| type of connectable conductor cross-sections for aluminum conductor | |
| ● stranded with lug | 1x (10 ... 70 mm²) |
| type of connectable conductor cross-sections | |
| ● with combination of Al conductor+switch | 130A / 70 mm² |
| ● for copper busbar | '1x (20x3 mm²) |
| type of connectable conductor cross-sections for copper conductor | |
| ● stranded with lug according to DIN 46234 | 1x 95 mm² |
| type of electrical connection for main current circuit | flat connector |
| **Mechanical Design** | |
| height | 168 mm |


Subject to change without notice
© Copyright Siemens

| | |
|---|---|
| width | 121 mm |
| depth | 97 mm |
| fastening method | Screw fixing and standard rail mounting 35 mm |
| fastening method | |
| ● 4-hole front mounting | No |
| ● front mounting with central attachment | No |
| ● rail mounting | Yes |
| mounting position | any |
| net weight | 1 086 g |
| **Environmental conditions** | |
| ambient temperature during operation | |
| ● minimum | -25 °C |
| ● maximum | 70 °C |
| ambient temperature during storage | |
| ● minimum | -50 °C |
| ● maximum | 80 °C |
| **Certificates** | |
| reference code according to IEC 81346-2 | Q |

**Approvals Certificates**

**General Product Approval**

| | | | | | |
|---|---|---|---|---|---|
| UKCA | CE EG-Konf. | Confirmation | CCC | VDE | Miscellaneous |

| General Product Approval | Test Certificates | Marine / Shipping | | other | |
|---|---|---|---|---|---|
| EAC | Type Test Certificates/Test Report | DNV | LRS | Confirmation | Miscellaneous |

**Environment**

Environmental Confirmations

**Further information**

**Siemens has decided to exit the Russian market (see here).**
https://press.siemens.com/global/en/pressrelease/siemens-wind-down-russian-business
**Siemens is working on the renewal of the current EAC certificates.**
Please contact your local Siemens office on the status of validity of the EAC certification if you intend to import or offer to supply these products to an EAC relevant market (other than the sanctioned EAEU member states Russia or Belarus).
**Information on the packaging**
https://support.industry.siemens.com/cs/ww/en/view/109813875
**Information- and Downloadcenter (Catalogs, Brochures,…)**
http://www.siemens.com/lowvoltage/catalogs
**Industry Mall (Online ordering system)**
https://mall.industry.siemens.com/mall/en/en/Catalog/product?mlfb=3KD3632-0NE10-0
**Service&Support (Manuals, Certificates, Characteristics, FAQs,...)**
https://support.industry.siemens.com/cs/ww/en/ps/3KD3632-0NE10-0
**Image database (product images, 2D dimension drawings, 3D models, device circuit diagrams, ...)**
http://www.automation.siemens.com/bilddb/cax_en.aspx?mlfb=3KD3632-0NE10-0
**CAx-Online-Generator**
http://www.siemens.com/cax
**Tender specifications**
http://www.siemens.com/specifications


Subject to change without notice
© Copyright Siemens

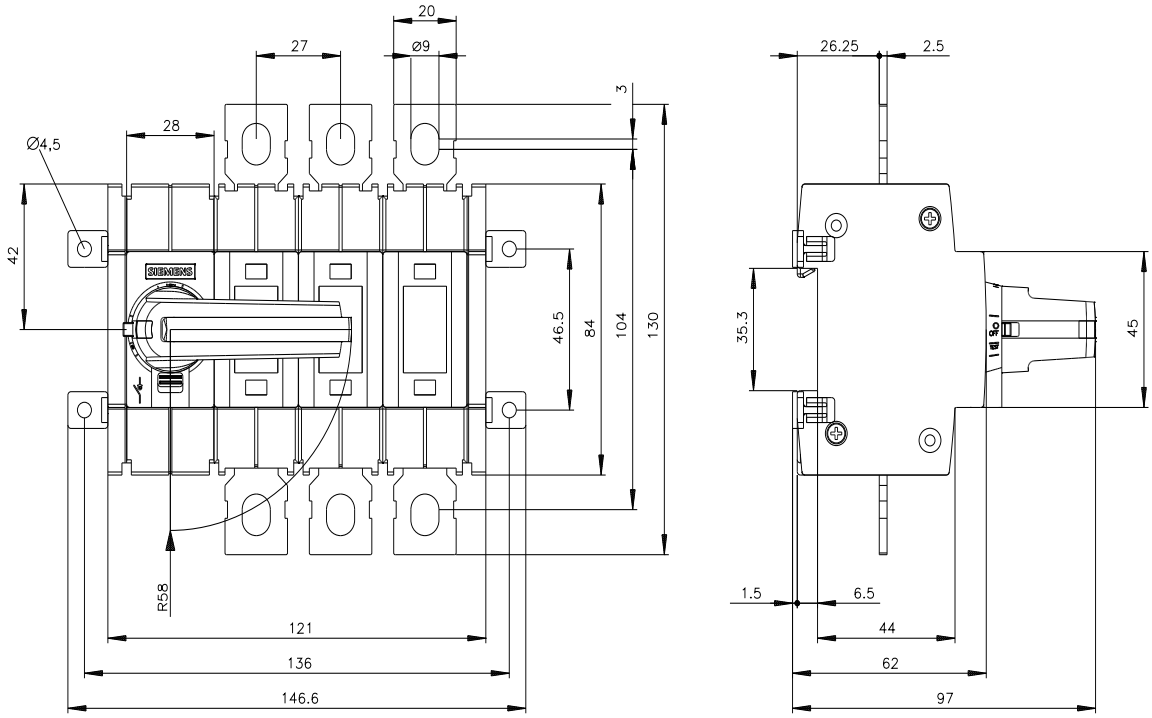


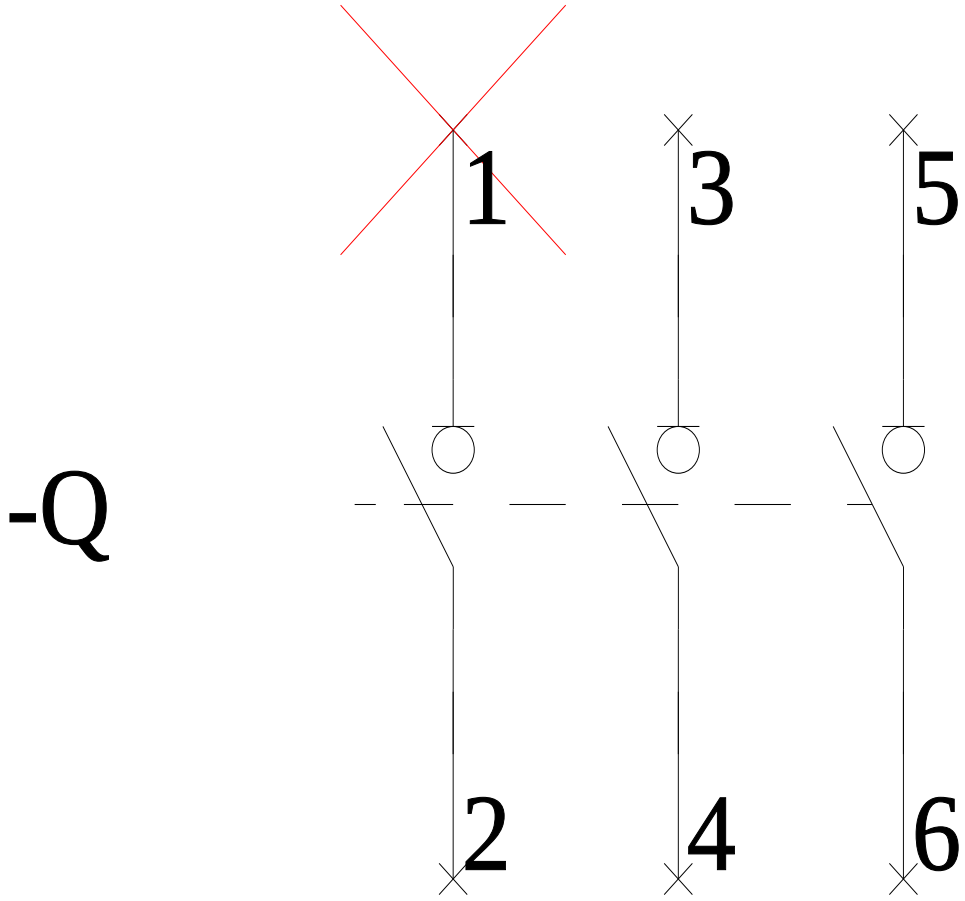



Subject to change without notice
© Copyright Siemens

# -CR

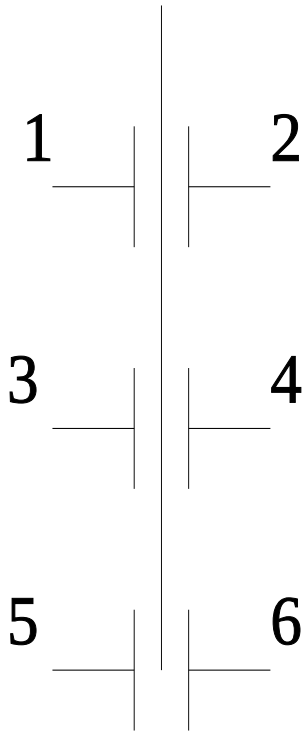


**last modified:** 8/1/2022


Subject to change without notice
© Copyright Siemens

Subject to change without notice
© Copyright Siemens