SIEMENS

Data sheet 3VA2325-5KQ42-0AA0

circuit breaker 3VA2 IEC frame 400 breaking capacity class M Icu=55kA @ 415V 4-pole, line protection ETU860, LSIG, In=250A overload protection Ir=100A...250A short-circuit protection Isd=0.6..10x In, Ii=1.5..12x In N conductor protection adjustable (OFF, up to 160%) gr.-fault prot., can be sw. off Ig=0.2...1 x In= tg=0.05-0.8s nut keeper kit

Model	
product brand name	SENTRON
product designation	Molded case circuit breaker
design of the product	Line protection
design of the overcurrent release	ETU860
protection function of the overcurrent release	LSIG
number of poles	4
General technical data	
insulation voltage / rated value	800 V
operating voltage / at AC / rated value	690 V
power loss [W] / maximum	37.5 W
power loss [W] / for rated value of the current / at AC / in hot operating state / per pole	12.5 W
mechanical service life (operating cycles) / typical	20 000
electrical endurance (operating cycles) / at AC-1 / at 380/415 V	6 000
electrical endurance (operating cycles) / at AC-1 / at 690 V	4 200
product feature / for neutral conductors / upgradable/retrofittable / short-circuit and overload proof	No
ground-fault monitoring version	Summation current formation L + N conductor
product function	
● communication function	Yes
● other measurement function	Yes
Net Weight	6.115 kg
Current	
operational current	
● at 40 °C	250 A
● at 45 °C	250 A
● at 50 °C	250 A
● at 55 °C	250 A
● at 60 °C	250 A
● at 65 °C	250 A
● at 70 °C	250 A
Switching capacity according to IEC 60947	
switching capacity class of the circuit breaker	M
maximum short-circuit current breaking capacity (Icu)	
● at 240 V	85 kA
● at 415 V	55 kA
● at 440 V	55 kA
● at 500 V	36 kA
● at 690 V	5 kA
operating short-circuit current breaking capacity (Ics)	

Subject to change without notice
© Copyright Siemens

● at 240 V	85 kA
● at 415 V	55 kA
● at 440 V	55 kA
● at 500 V	36 kA
● at 690 V	5 kA
short-circuit current making capacity (Icm)	
● at 240 V	187 kA
● at 415 V	121 kA
● at 440 V	121 kA
● at 500 V	75.6 kA
● at 690 V	7.5 kA
Adjustable parameters	
product feature / for L-tripping / can be switched on/off	No
adjustable response value setting current (Ir) / of the L-trip / with I2t characteristic	
● minimum	100 A
● maximum	250 A
adjustable response value delay time (tr) / for L-tripping / with I2t characteristic	
● minimum	0.5 s
● maximum	25 s
adjustable response value setting current (Isd) / of S-trip / with I0t characteristic	
● minimum	150 A
● maximum	2 500 A
adjustable response value setting current (Isd) / of S-trip / with I2t characteristic	
● minimum	150 A
● maximum	2 500 A
adjustable response value delay time (tsd) / for S-tripping / with I0t characteristic	
● minimum	0.05 s
● maximum	0.5 s
adjustable response value delay time (tsd) / for S-tripping / with I2t characteristic	
● minimum	0.05 s
● maximum	0.5 s
adjustable response value setting current (Ii) / for I-tripping	
● minimum	375 A
● maximum	3 000 A
adjustable current response value current / for G-tripping / with standard characteristic	
● initial value	50 A
● full-scale value	250 A
adjustable response value delay time (tg) / for G-tripping / with I0t characteristic	
● maximum	0.8 s
adjustable response value setting current (Ig) / for G-tripping / with I2t characteristic	
● minimum	50 A
● maximum	250 A
adjustable response value delay time (tg) / for G-tripping / with I2t characteristic	
● minimum	0.05 s
● maximum	0.8 s
adjustable setting current (InN) / for N-tripping	
● minimum	50 A
● maximum	400 A
design of the N-conductor protection	adjustable OFF; 20% to 160%
product function / grounding protection	Yes
Mechanical Design	
product component	
● undervoltage release	No
● voltage trigger	No

Subject to change without notice
© Copyright Siemens

● trip indicator	No
height [in]	9.76 in
height	248 mm
width [in]	7.24 in
width	184 mm
depth [in]	4.33 in
depth	110 mm
Connections	
arrangement of electrical connectors / for main current circuit	Front terminal
type of electrical connection / for main current circuit	on both sides nut keeper kit
type of connectable conductor cross-sections / for flat-bar terminal connection / minimum	20 x 1 mm
type of connectable conductor cross-sections / for flat-bar terminal connection / maximum	35 x 10 mm
design of the surface / of the connections / on the top of the switch (N, 1, 3, 5)	silver
design of the surface / of the connections / on the bottom of the switch (N, 2, 4, 6)	silver
Auxiliary circuit	
number of CO contacts / for auxiliary contacts	0
Accessories	
product extension / optional / motor drive	Yes
Environmental conditions	
protection class IP / on the front	IP40
ambient temperature	
● during operation / minimum	-25 °C
● during operation / maximum	70 °C
● during storage / minimum	-40 °C
● during storage / maximum	80 °C
Certificates	
reference code / according to IEC 81346-2	Q

General Product Approval | **EMC**

Confirmation | Miscellaneous

Declaration of Conformity | **Test Certificates** | **Marine / Shipping**

Miscellaneous | Type Test Certificates/Test Report | Special Test Certificate

Marine / Shipping | **other**

CCS / China Classification Society | Miscellaneous

other | **Dangerous Good** | **Environment**

Confirmation | Miscellaneous | Transport Information | Environmental Confirmations

Further information

Siemens has decided to exit the Russian market (see here).

Subject to change without notice
© Copyright Siemens

https://press.siemens.com/global/en/pressrelease/siemens-wind-down-russian-business

Siemens is working on the renewal of the current EAC certificates.

Please contact your local Siemens office on the status of validity of the EAC certification if you intend to import or offer to supply these products to an EAC relevant market (other than the sanctioned EAEU member states Russia or Belarus).

Information on the packaging

https://support.industry.siemens.com/cs/ww/en/view/109813875

Information- and Downloadcenter (Catalogs, Brochures,…)

http://www.siemens.com/lowvoltage/catalogs

Industry Mall (Online ordering system)

https://mall.industry.siemens.com/mall/en/en/Catalog/product?mlfb=3VA2325-5KQ42-0AA0

Service&Support (Manuals, Certificates, Characteristics, FAQs,...)

https://support.industry.siemens.com/cs/ww/en/ps/3VA2325-5KQ42-0AA0

Image database (product images, 2D dimension drawings, 3D models, device circuit diagrams, ...)

http://www.automation.siemens.com/bilddb/cax_en.aspx?mlfb=3VA2325-5KQ42-0AA0

CAx-Online-Generator

http://www.siemens.com/cax

Tender specifications

http://www.siemens.com/specifications

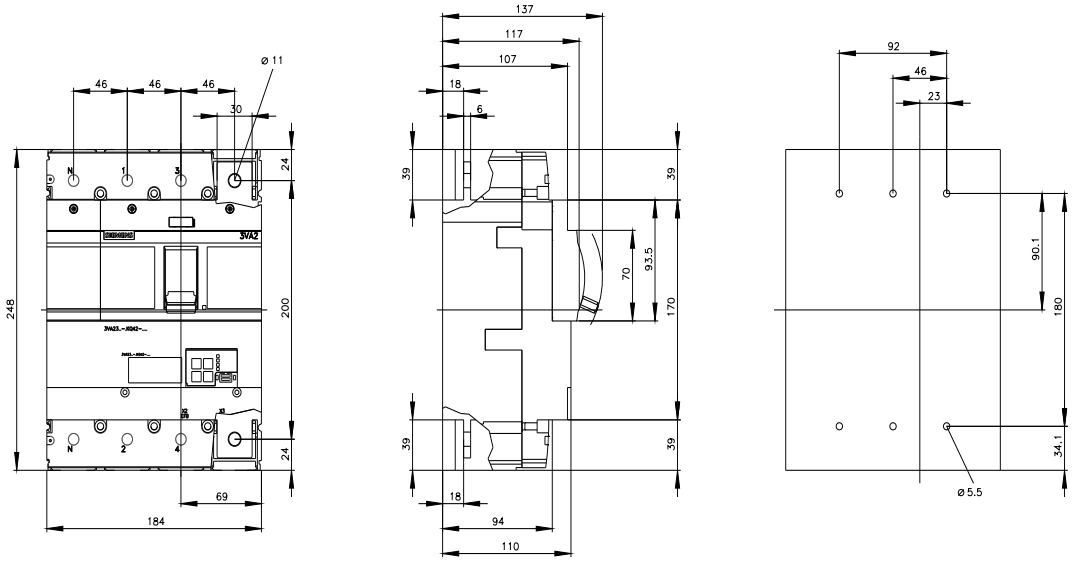

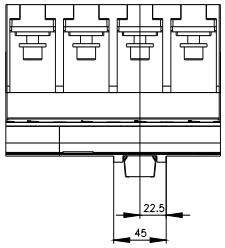

Subject to change without notice
© Copyright Siemens

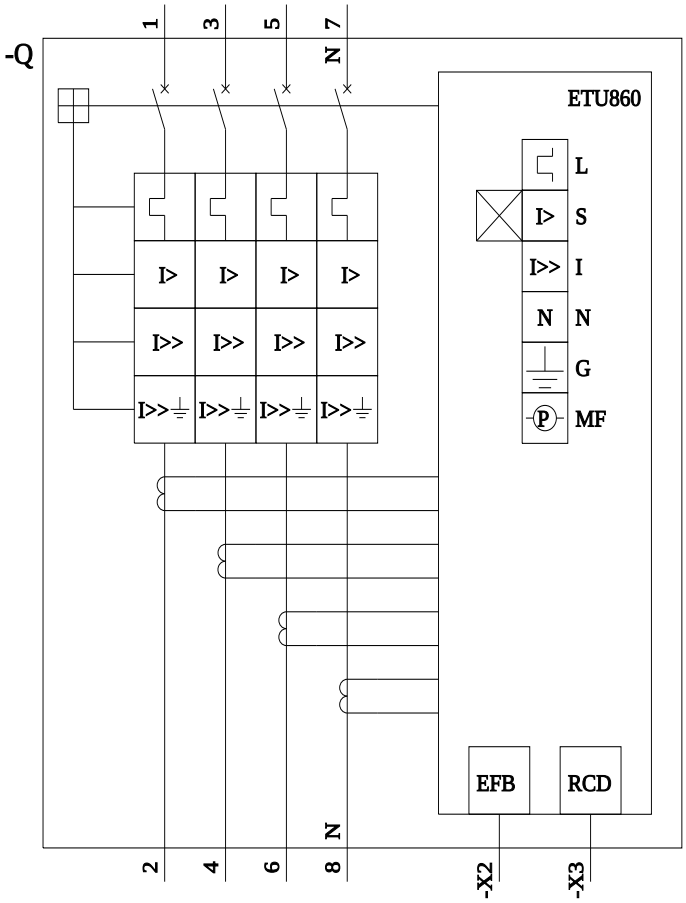

last modified: 8/14/2023

Subject to change without notice
© Copyright Siemens

Subject to change without notice
© Copyright Siemens