SIEMENS

Data sheet 3VA2125-7HK46-0AA0

circuit breaker 3VA2 IEC frame 160 breaking capacity class C Icu=110kA @ 415V 4-pole, line protection ETU340, ELISA LI, In=25A overload protection Ir=10A...25A short-circuit protection Ii=15 x In N conductor protection adjustable (OFF, 100%) clamp connection

Model	
product brand name	SENTRON
product designation	Molded case circuit breaker
design of the product	Line protection
design of the overcurrent release	ETU340
protection function of the overcurrent release	ELISA LI
number of poles	4
General technical data	
insulation voltage / rated value	800 V
operating voltage / at AC / rated value	690 V
power loss [W] / maximum	0.6 W
power loss [W] / for rated value of the current / at AC / in hot operating state / per pole	0.2 W
mechanical service life (operating cycles) / typical	25 000
electrical endurance (operating cycles) / at AC-1 / at 380/415 V	14 000
electrical endurance (operating cycles) / at AC-1 / at 690 V	9 800
product feature / for neutral conductors / upgradable/retrofittable / short-circuit and overload proof	No
ground-fault monitoring version	Without
product function	
● communication function	No
● other measurement function	No
Net Weight	3.125 kg
Current	
operational current	
● at 40 °C	25 A
● at 45 °C	25 A
● at 50 °C	25 A
● at 55 °C	25 A
● at 60 °C	25 A
● at 65 °C	25 A
● at 70 °C	25 A
Switching capacity according to IEC 60947	
switching capacity class of the circuit breaker	C
maximum short-circuit current breaking capacity (Icu)	
● at 240 V	150 kA
● at 415 V	110 kA
● at 440 V	110 kA
● at 500 V	85 kA
● at 690 V	2.5 kA
operating short-circuit current breaking capacity (Ics)	

Subject to change without notice
© Copyright Siemens

● at 240 V	150 kA
● at 415 V	110 kA
● at 440 V	110 kA
● at 500 V	85 kA
● at 690 V	2.5 kA
short-circuit current making capacity (Icm)	
● at 240 V	330 kA
● at 415 V	242 kA
● at 440 V	242 kA
● at 500 V	187 kA
● at 690 V	3.7 kA
Adjustable parameters	
product feature / for L-tripping / can be switched on/off	No
adjustable current response value current / of the L-trip / with I4t characteristic	10 ... 25 A
adjustable response value delay time (tr) / for L-tripping / with I4t characteristic	
● minimum	1 300 s
● maximum	1 300 s
adjustable response value setting current (Ii) / for I-tripping	
● minimum	375 A
● maximum	375 A
adjustable setting current (InN) / for N-tripping	
● minimum	25 A
● maximum	25 A
design of the N-conductor protection	adjustable OFF; 100%
product function / grounding protection	No
Mechanical Design	
product component	
● undervoltage release	No
● voltage trigger	No
● trip indicator	No
height [in]	7.13 in
height	181 mm
width [in]	5.51 in
type of connectable conductor cross-sections / of the round conductor terminal / stranded	1 x (6 - 120 mm²)
width	140 mm
depth [in]	3.39 in
depth	86 mm
Connections	
arrangement of electrical connectors / for main current circuit	Front terminal
type of electrical connection / for main current circuit	double-sided box terminal
design of the surface / of the connections / on the top of the switch (N, 1, 3, 5)	tin
design of the surface / of the connections / on the bottom of the switch (N, 2, 4, 6)	tin
Auxiliary circuit	
number of CO contacts / for auxiliary contacts	0
Accessories	
product extension / optional / motor drive	Yes
Environmental conditions	
protection class IP / on the front	IP40
ambient temperature	
● during operation / minimum	-25 °C
● during operation / maximum	70 °C
● during storage / minimum	-40 °C
● during storage / maximum	80 °C
reference code / according to IEC 81346-2	Q
Approvals / Certificates	
General Product Approval	

Subject to change without notice
© Copyright Siemens

Confirmation					Miscellaneous

General Product Approval	EMV	Test Certificates			Marine / Shipping
		Type Test Certificates/Test Report	Special Test Certificate	Miscellaneous	

Marine / Shipping		other			Dangerous Good
	CCS (China Classification Society)	Confirmation	Miscellaneous	Miscellaneous	Transport Information

Environment	
EPD Typ II/III (with life cylce assessment)	Environmental Confirmations

Further information

Siemens has decided to exit the Russian market (see here).
https://press.siemens.com/global/en/pressrelease/siemens-wind-down-russian-business

Siemens is working on the renewal of the current EAC certificates.
Please contact your local Siemens office on the status of validity of the EAC certification if you intend to import or offer to supply these products to an EAC relevant market (other than the sanctioned EAEU member states Russia or Belarus).

Information on the packaging
https://support.industry.siemens.com/cs/ww/en/view/109813875

Information- and Downloadcenter (Catalogs, Brochures,…)
http://www.siemens.com/lowvoltage/catalogs

Industry Mall (Online ordering system)
https://mall.industry.siemens.com/mall/en/en/Catalog/product?mlfb=3VA2125-7HK46-0AA0

Service&Support (Manuals, Certificates, Characteristics, FAQs,...)
https://support.industry.siemens.com/cs/ww/en/ps/3VA2125-7HK46-0AA0

Image database (product images, 2D dimension drawings, 3D models, device circuit diagrams, ...)
http://www.automation.siemens.com/bilddb/cax_en.aspx?mlfb=3VA2125-7HK46-0AA0

CAx-Online-Generator
http://www.siemens.com/cax

Tender specifications
http://www.siemens.com/specifications

Subject to change without notice
© Copyright Siemens

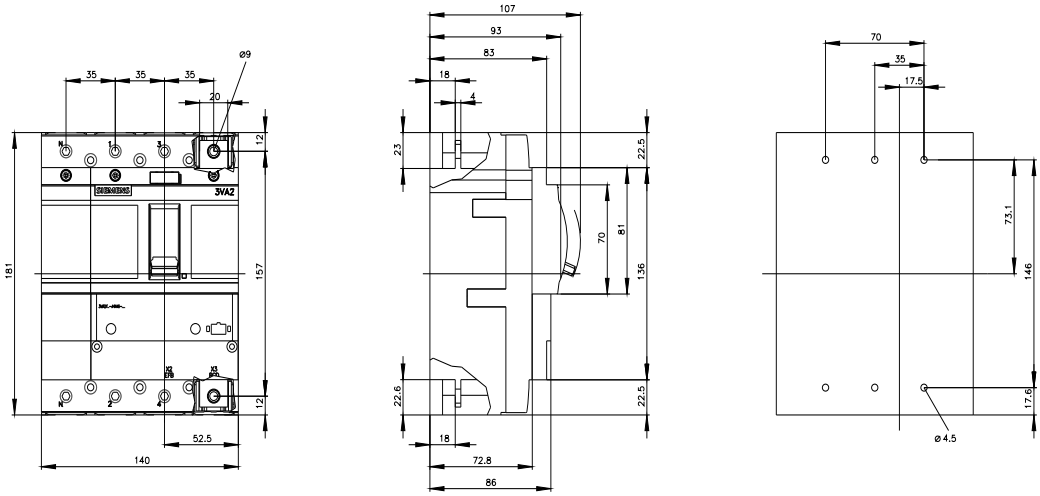

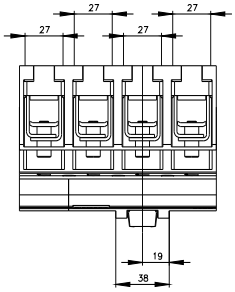

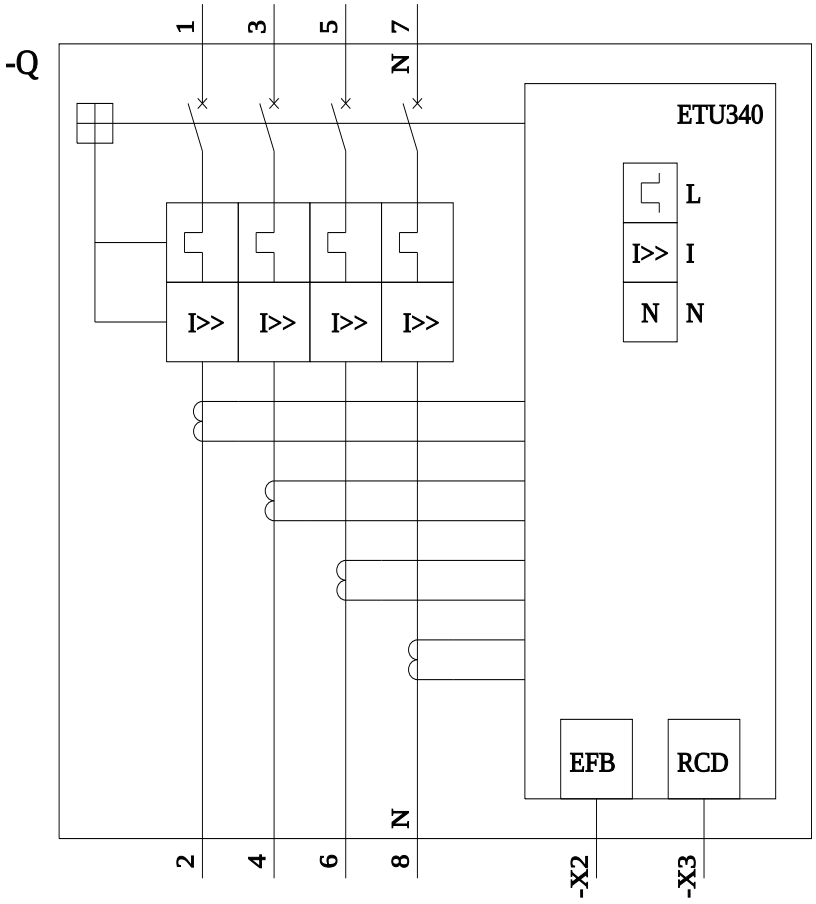

last modified: 8/14/2023

Subject to change without notice
© Copyright Siemens

Subject to change without notice
© Copyright Siemens

Subject to change without notice
© Copyright Siemens